

Steering methods



There are two steering methods:

- The pull-push method
- The hand-over-hand method

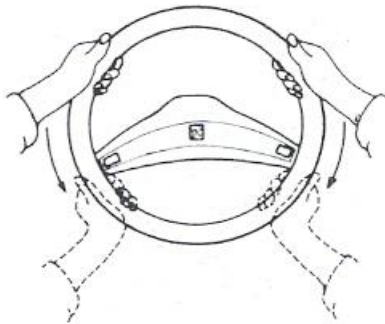
The pull-push method is preferable. The hand-over-hand method can be used in case of sudden changes of directions and when driving slowly.

The pull-push method

One hand pulls the steering wheel into the other hand. The right hand stays on the right half of the steering wheel, the left hand stays on the left half. The advantages of this method are:

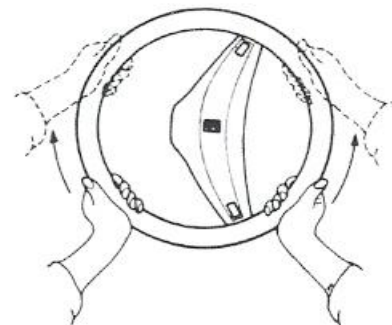
- Your hands stay on the wheel and cannot become entwined.
- You are able to handle the automobile with the right amount of steering.
- You are able to steer very precisely.

Disadvantage is not being able to steer very quickly.



1st steering movement

In order to go left, you pull the steering wheel into the direction of the turn with your left hand and you let the wheel slide through your right hand while moving your right hand downwards at the same time.

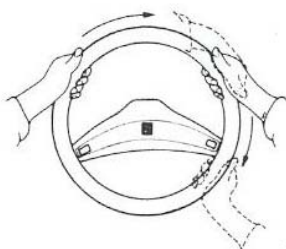


2nd steering movement

Then your right hand takes the steering wheel upwards and you let the wheel slide through your left hand while moving your left hand upwards at the same time.

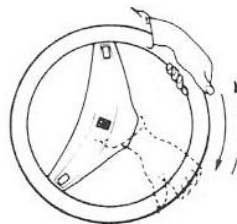
The hand-over-hand method

The hands are continuously crossing over on top of the steering wheel. This way you are able to steer quickly, which is very useful when going into a skid, when carrying out special manoeuvres or taking a sharp turn. Advantage of the hand-over-hand method is the possibility to steer quickly and continuously, if needed. Disadvantage is not being able to steer precisely and not having two hands on the steering wheel.



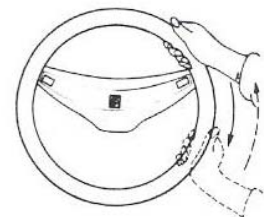
1st steering movement

In case of a right turn, both hands should move the steering wheel to the right until the left hand has moved almost completely to the right side.



2nd steering movement

Then you move the right hand up and place it over the left hand while the left hand takes the steering wheel and steers it almost completely to the right.



3^d steering movement

Then you take over the steering wheel with the right hand and move it downwards until you almost reach the bottom while you place the left hand upward.

After a turn, the steering wheel of every car, depending on the speed and power steering, will automatically turn back to the centre position. You could intensify this effect by accelerating. Use your hands to slow down the steering wheel when turning back if necessary. This way it is up to you how far the steering wheel turns back. Your hands should always be guiding the steering wheel. When the car is not moving, it is better not to turn the steering wheel in order to prevent tire wear and wear of the steering gear.